



## CHECK

For factors Interfering with communication, ability to respond and other injuries



## OBSERVE

Eye opening , content of speech and movements of right and left sides



## STIMULATE

Sound: spoken or shouted request  
Physical: Pressure on finger tip, trapezius or supraorbital notch



## RATE

Assign according to highest response observed

### Eye opening

Criterion	Observed	Rating	Score
Open before stimulus	✓	Spontaneous	4
After spoken or shouted request	✓	To sound	3
After finger tip stimulus	✓	To pressure	2
No opening at any time, no interfering factor	✓	None	1
Closed by local factor	✓	Non testable	NT

### Verbal response

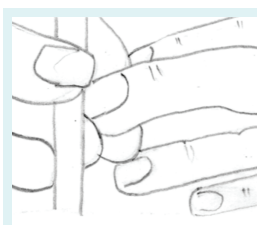
Criterion	Observed	Rating	Score
Correctly gives name, place and date	✓	Orientated	5
Not orientated but communication coherently	✓	Confused	4
Intelligible single words	✓	Words	3
Only moans / groans	✓	Sounds	2
No audible response, no interfering factor	✓	None	1
Factor interfering with communication	✓	Non testable	NT

### Best motor response

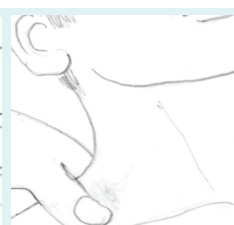
Criterion	Observed	Rating	Score
Obey 2-part request	✓	Obeys commands	6
Brings hand above clavicle to stimulus on head neck	✓	Localising	5
Bends arm at elbow rapidly but features not predominantly abnormal	✓	Normal flexion	4
Bends arm at elbow, features clearly predominantly abnormal	✓	Abnormal flexion	3
Extends arm at elbow	✓	Extension	2
No movement in arms / legs, no interfering factor	✓	None	1
Paralysed or other limiting factor	✓	Non testable	NT

### Sites For Physical Stimulation

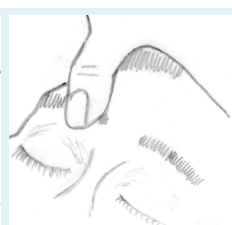
Finger tip pressure



Trapezius Pinch



Supraorbital notch



### Features of Flexion Responses

Modified with permission from Van Der Naalt 2004  
Ned Tijdschr Geneesk

#### Abnormal Flexion

Slow Stereotyped  
Arm across chest  
Forearm rotates  
Thumb clenched  
Leg extends



#### Normal flexion

Rapid  
Variable  
Arm away from body